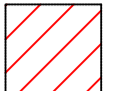
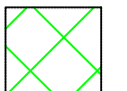

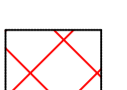




- KEY**
-  Key Buildings to be retained (some listed)
 -  Land not owned by PoMH
 -  Proposed New Buildings
 -  Proposed Operations

- A - Cargo Shed
- B - High Quality Fabrication Facility for sub-assemblies
- C - High Quality Fabrication Facility for sub-assemblies or ship related activities
- D - Office/laboratory complex for project management, inspection and quality functions
- E - Employee car part located on infilled picking pond
- F - High Bay Ship Repair and Fabrication Facility
- G - Module Assembly Yard
- H - Heavy Lift Quay

The building sizes are indicative only and will be adjusted to suit the required purposes at the time.

The transport corridors shown are to allow smaller completed modules or vessels of up to 15 metres wide to be transported to the heavy lift quay or partially completed sub-assemblies to be transported to the Module Assembly Yard. The transport corridor from the Module Assembly Yard to the Heavy Lift Quay will be 30 metres wide.

The light vehicle route is intended for access from Fort Road to the employees car park, for visitors and small package deliveries and for access to the area occupied by Sztizer.

| Ref | Revision | By | Date | CHK'd | Auth |
|-----|----------|----|------|-------|------|
| | | | | | |
| | | | | | |

Purpose of issue

FOR DISCUSSION



Project

PEMBROKE PORT DEVELOPMENT PLAN

| | | | | | | | |
|-------|------------|---------|--|------------|--|----------------|--|
| Drawn | KJ | Checked | | Authorised | | Original Scale | |
| Date | 22.02.2016 | Date | | Date | | 1:1250 | |
| Title | | | | | | | |

OPTION 2 LAYOUT

| | | | |
|----------------|--|-----|--|
| Drawing Number | | Rev | |
|----------------|--|-----|--|